


NMG Super Funds Review (12th Edition)

March 20, 2023



Metrics that matter across the Superannuation market

- Gain a deep understanding of key trends in the Superannuation market at both a system and fund level
- Compare your fund against the leading super funds in the industry
- Determine what flows are driving growth in the leaders
- Receive deep insight into critical and emerging topics such as internalisation, YSYF performance test, fees compression and ESG that are impacting the industry
- Analyse our digital portal dashboards, designed to provide a comprehensive overview of trends in net assets, flows, and members across the industry

Summary

This report provides a broad and deep perspective on the superannuation industry, highlighting the 'winners' and 'losers' (and why) in terms of market share and netflow. This year, we have developed new analysis on items such as ESG and fees, alongside deep dives into topics such as internalisation, YSYF performance test (and its impact on consolidation activity), and the changing competitive dynamics of pension phase.

With a holistic perspective, the data and analysis cover all funds and entities with \$1b+ assets under management (including non-APRA regulated funds), capturing 98% of collective super assets. The review is designed for senior management, strategy teams and boards for funds across the retail and not-for-profit sectors.

Included in the subscription

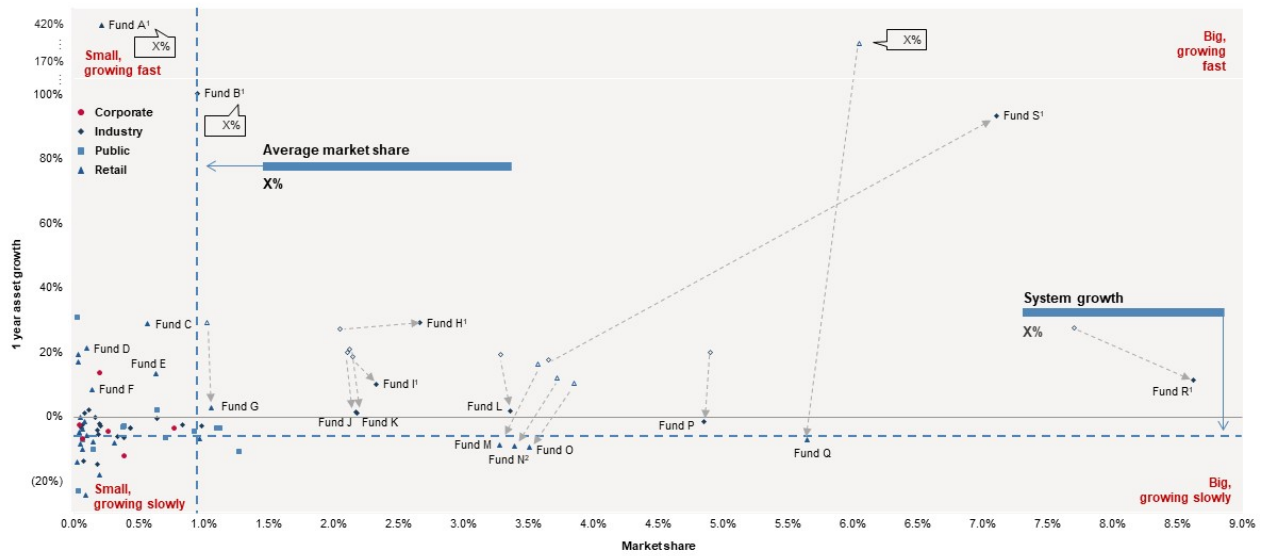
- PDF of the annual NMG Super Funds Review
- Digital access to the underlying data – Interactive report dashboards to view, analyse and download chart data as required for as many individuals within your firm, at one single cost (no per-license fees)
- A 1-hour (in person or remote) presentation of the report to the senior management, strategy team or board by NMG
- Ad hoc consultant support – answers to any questions regarding the report as well as any perspectives on industry trends

[Contact us to find out more](#) or call us at our Sydney office + 61 2 8355 5700

Sample outputs

Contents			
Introduction	3–6	Growth waterfall: large fund segments	32
Background	3	Large funds net organic growth	33
Key numbers and Key Themes	4–5	Material netflow	34
Outlook for the super Industry	6	Industry & retail transfers and material net transfers	35–36
Section 1: Market share metrics	7–15	Contribution trends and netflow trends	37–38
Growth trends	8	Section 4: Members and pension	39–54
Segment long term trends	9	System trends and implications	40
Market share movements: major moves and concentrations	10	Member trends and segment balance	41
Large funds universe	11–12	Large funds member universe	42
Market share	13	MySuper AUM and members and member engagement	43–46
Market share trends – retail vs not for profit	14	Average balance over time by segment, and by fund	47–48
Biggest changes in market share	15	Pension AUM and members	49
Section 2: Fund consolidation	16–21	Large funds pension universe	50–51
Funds that failed the YFYS Performance Test	17	Pension and lump sum payments	52
Consolidation activity 2011-22	18	Average pension member statistics	53
Key mergers 2022	19	Wealth of new pension members	54
Proposed mergers and the new universe	20	Section 5: Investment internalisation	55–58
Large funds by fund size	21	NFP internalisation	56–57
Section 3: Netflow	22–38	NFP AUM in ESG Investment Options	58
Key statistics and how it works	23–24	Section 6: Fees	59–65
Large fund universe cashflow model	25	Fee components	60–65
Large funds netflow components	26–28	Section 7: Market share tables	66–72
NFP and Retail funds' composition of netflow	29–30	Section 8: Netflow tables	73–78
Growth waterfall: large funds	31	Section 9: Fund profiles	79–150

Preview - NMG large fund universe 2022

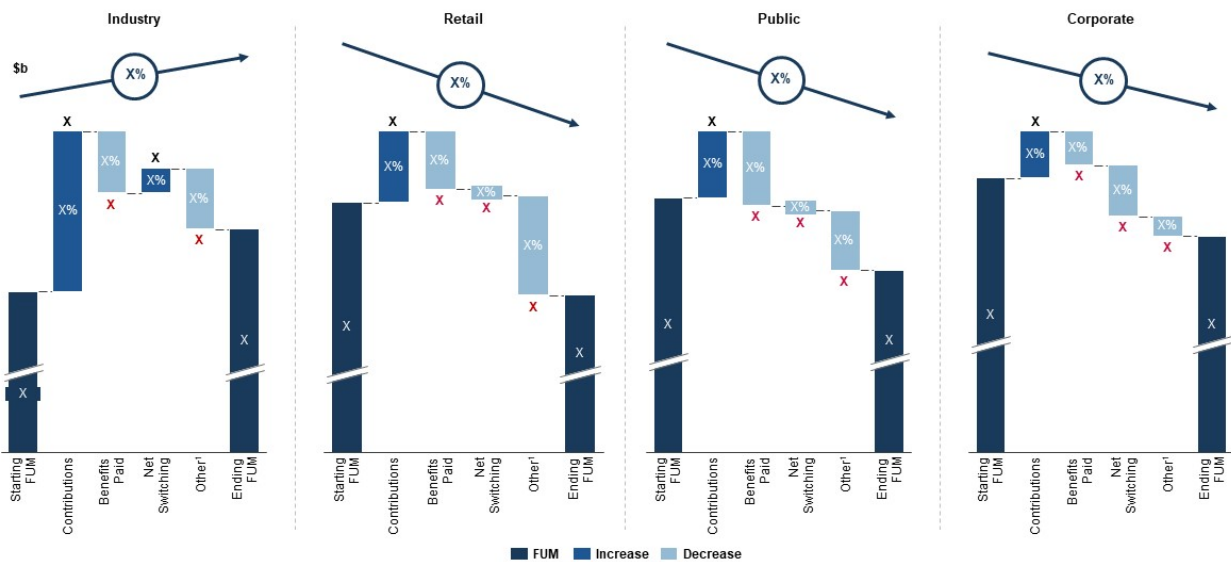


Source: NMG

Note: [1] Merger boosted 2022 AUM growth; [2] Divestment reduced 2022 AUM growth; Includes key annual changes in fund position represented by hollow points

PAGE 11

Preview - Growth waterfall by segment (2022)



Source: NMG, APRA

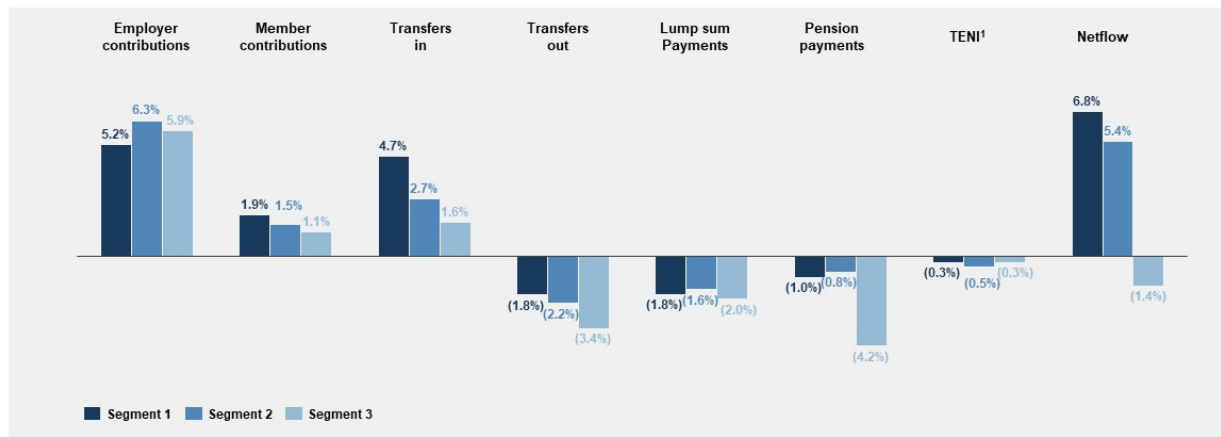
Note: [1] Includes net merger transfers, taxes, expenses, net investment income and net insurance

PAGE 32

Preview – Flow Comparisons (2022)

Composition of netflow as a % of average assets

June 2022

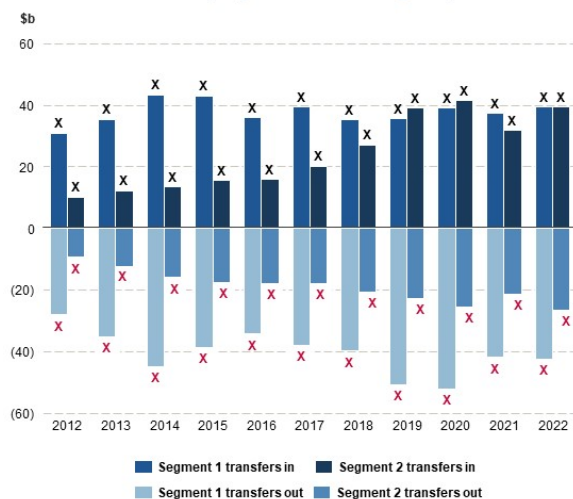


Source: NMG, APRA
Note: [1] TENI = Taxes, expenses and net insurance

PAGE 29

Preview - Industry and retail transfers (2022)

Gross transfers (adjusted for mergers)



Net transfers (adjusted for mergers)



Source: NMG, APRA
Note: Excludes mergers

PAGE 35

Contents

Introduction	3–6	Growth waterfall: large fund segments	32
Background	3	Large funds net organic growth	33
Key numbers and Key Themes	4–5	Material netflow	34
Outlook for the super industry	6	Industry & retail transfers and material net transfers	35–36
Section 1: Market share metrics	7–15	Contribution trends and netflow trends	37–38
Growth trends	8	Section 4: Members and pension	39–54
Segment long term trends	9	System trends and implications	40
Market share movements: major moves and concentrations	10	Member trends and segment balance	41
Large funds universe	11–12	Large funds member universe	42
Market share	13	MySuper AUM and members and member engagement	43–46
Market share trends – retail vs not for profit	14	Average balance over time by segment, and by fund	47–48
Biggest changes in market share	15	Pension AUM and members	49
Section 2: Fund consolidation	16–21	Large funds pension universe	50–51
Funds that failed the YFYS Performance Test	17	Pension and lump sum payments	52
Consolidation activity 2011–22	18	Average pension member statistics	53
Key mergers 2022	19	Wealth of new pension members	54
Proposed mergers and the new universe	20	Section 5: Investment internalisation	55–58
Large funds by fund size	21	NFP internalisation	56–57
Section 3: Netflow	22–38	NFP AUM in ESG Investment Options	58
Key statistics and how it works	23–24	Section 6: Fees	59–65
Large fund universe cashflow model	25	Fee components	60–65
Large funds netflow components	26–28	Section 7: Market share tables	66–72
NFP and Retail funds' composition of netflow	29–30	Section 8: Netflow tables	73–78
Growth waterfall: large funds	31	Section 9: Fund profiles	79–150

Andrew Cummins, Partner based in Sydney (Andrew.Cummins@NMG-Group.com)

Mark Watmore, Partner based in Sydney (Mark.Watmore@NMG-Group.com)

David Hutchison, Partner based in Sydney (David.Hutchison@NMG-Group.com)

Daniel Natividad, Principal Consultant based in Sydney (Daniel.Natividad@NMG-Group.com)



By [Mark Watmore](#)



By [Daniel Natividad](#)